



INSTALLATION INSTRUCTIONS

Accessory
CARGO NET
P/N 08L96-TK6-100

Application
2013 FIT

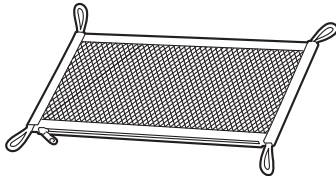
Publications No.
All 13204
Issue Date
JULY 2012

Put this information in the glove box with the vehicle owner's manual.

PARTS LIST

NOTE: On base model vehicles, cargo tie-down rings (sold separately) must be installed to use the cargo net.

Cargo net



4 Hooks

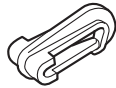
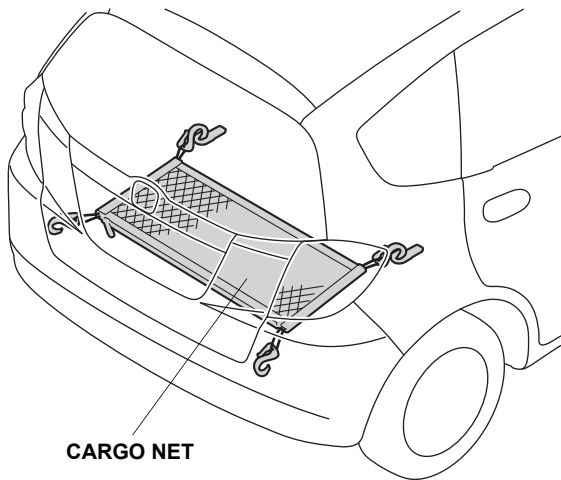
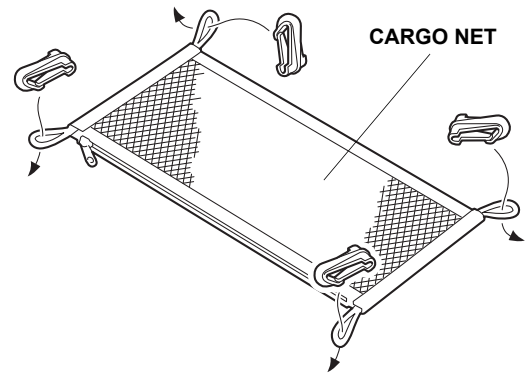
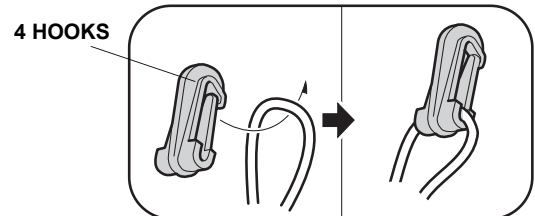


Illustration of the Cargo Net in the Vehicle



INSTALLATION

1. Install the four hooks to the cargo net.



2. Position the cargo net with the zipper facing the rear of the vehicle. Attach the four cargo net hooks to the four tie-down rings.

