



INSTALLATION INSTRUCTIONS

Accessory

**STEERING WHEEL COVER
P/N 08U98-SDA-100**

Application

**2007 ACCORD
4-DOOR**

Publications No.

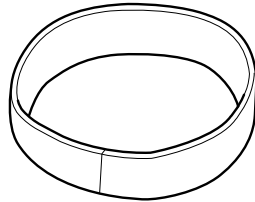
All 32635

Issue Date

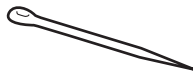
JULY 2006

PARTS LIST


Steering wheel cover



Needle



Lacing string



SUPPLIES REQUIRED

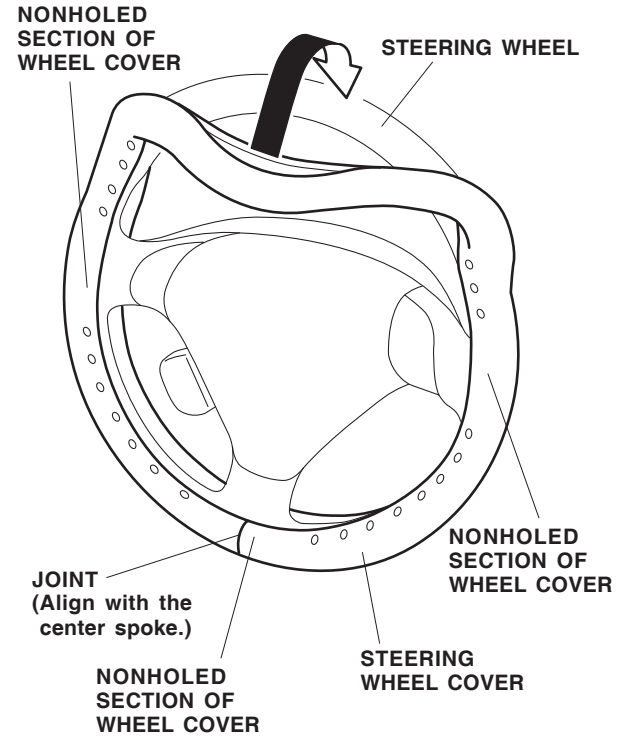
Isopropyl alcohol

Shop towel

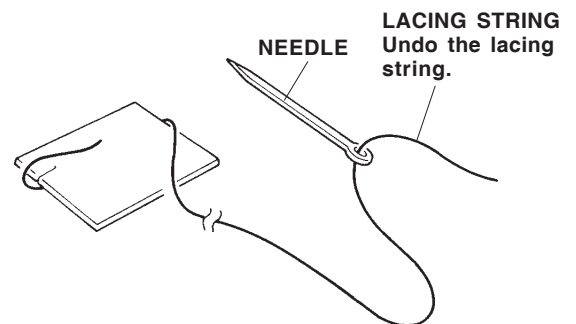
INSTALLATION

NOTE: Using isopropyl alcohol on a shop towel, thoroughly clean the steering wheel before installing the wheel cover.

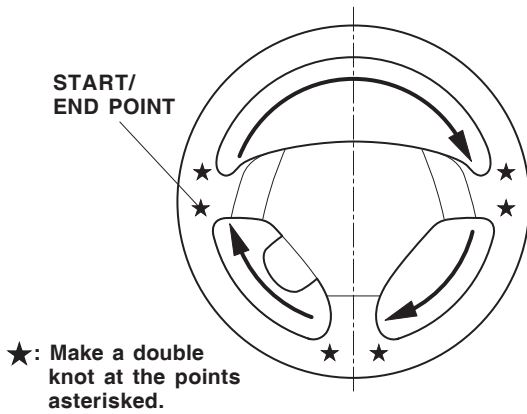
1. Place the wheel cover over the steering wheel with the joint of the wheel cover aligned with the center of the center spoke and three nonholed sections of the wheel cover aligned with the spokes of the steering wheel as shown.



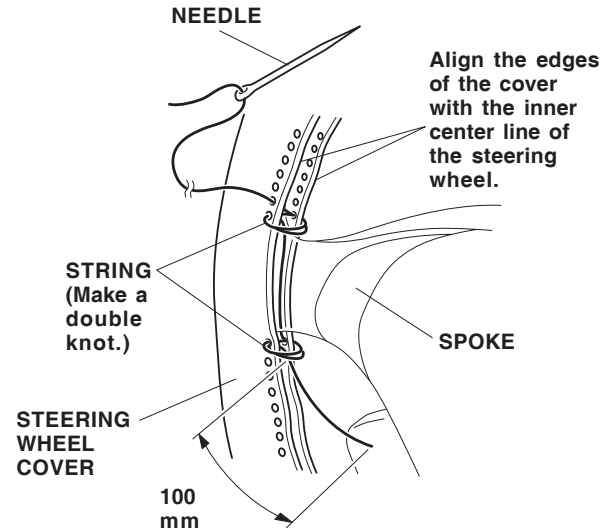
2. Thread the lacing needle as shown.



3. Start lacing at the point shown.



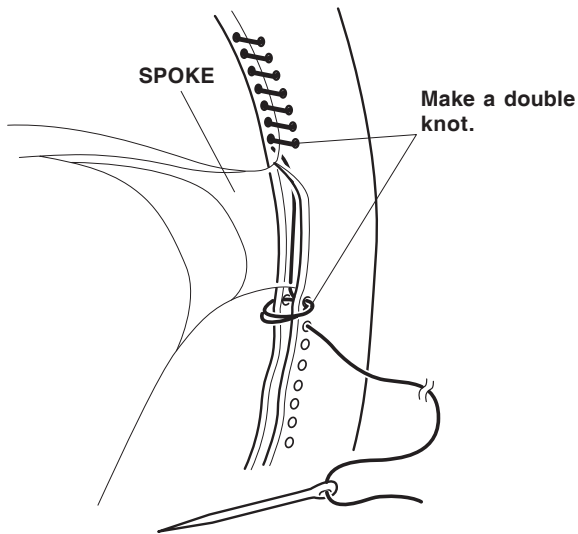
4. On this side of a spoke, insert the needle between the edges of the wheel cover and out through the last front hole in the wheel cover. After lacing the string out through the last front hole, insert the needle through the last rear hole from the outside. Repeat this process twice before going to the first front hole on the opposite side of the spoke.



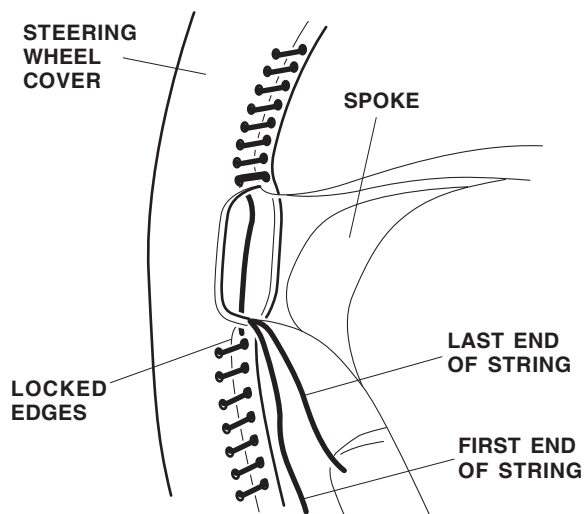
5. After passing the needle up under the spoke, lace the string out through the first front hole in the wheel cover. Repeat the above process twice before you go to the second front hole in the wheel cover.

- Leave about 100 mm of lacing string to tie at the finish.
- After making a double knot, lace the string through the next hole (pull the stitch tightly).
- Align the edges of the cover with the inner center line of the steering wheel as you lace.
- Pull every stitch tightly to lock the edges of the wheel cover as you lace.

6. Insert the needle only through the rear holes of the wheel cover at the spokes. Make a double knot at both sides of each spoke.



7. After you have laced around the wheel, insert the needle through the last rear hole and up between the edges of the wheel cover. (The two ends of the lacing string should be sticking out between the edges of the wheel cover). Tie a tight double knot, and clip off the excess lacing at the knot. Tuck the knot under the edges of the wheel cover.



USE AND CARE

Use a sponge or cloth and a solution of mild liquid dishwashing soap and water to clean the wheel cover. After cleaning, wipe with sponge or cloth after wetting it with clean water and squeezing tightly.