

HONDA INSTALLATION INSTRUCTIONS

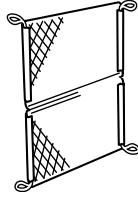
Accessory
CARGO NET
P/N 08L96-SWA-100

Application
2011 CR-V

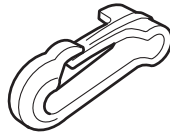
Publications No.
All 44617
Issue Date
AUG 2010

PARTS LIST

Cargo net

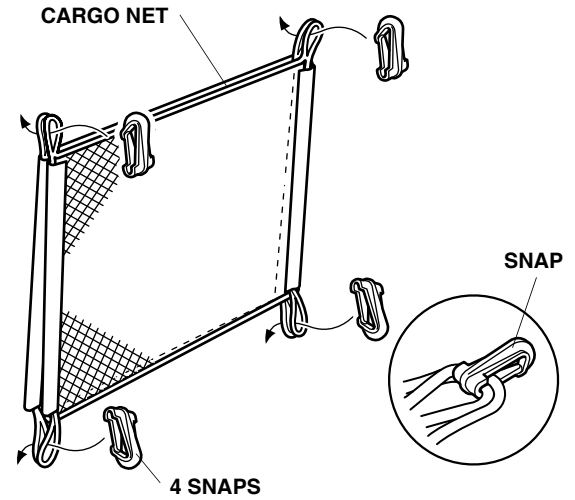


4 Snaps



INSTALLATION

1. Fold the cargo net and attach the four snaps on the cargo net as shown.



Installation in the Horizontal Position:

2. Attach the snaps to the tie-down hooks in the cargo area.

