

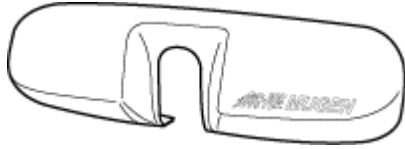


INSTALLATION INSTRUCTIONS

Accessory	Application	Publications No.
MIRROR COVER	2010 FIT MUGEN	All 42197
		Issue Date
		JULY 2009

PARTS LIST

Mirror cover

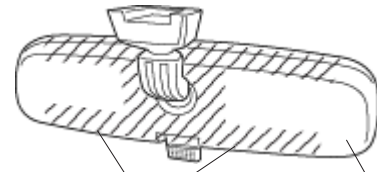


Alcohol wipe



INSTALLATION

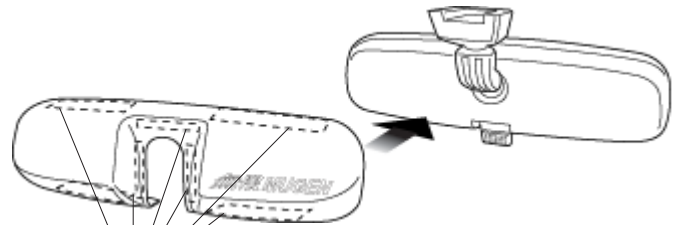
1. Using the alcohol wipe provided thoroughly clean the back of the rear view mirror.



REAR VIEW MIRROR
(Clean with the alcohol wipe.)

BACK OF REAR VIEW MIRROR

2. Remove and discard all of the adhesive backings from inside the mirror cover, and attach the mirror cover to the rear view mirror. Press and hold the mirror cover firmly against the mirror for 30 seconds.



ADHESIVE BACKINGS
(Remove.)