



INSTALLATION INSTRUCTIONS

Accessory

CONSOLE DIVIDER
P/N 08U26-SCV-110

Application

2009 ELEMENT
(SC)

Publications No.

All 40727

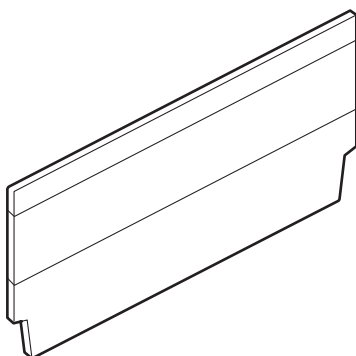
Issue Date

OCT 2008

Put this information in the glove box with the vehicle owner's manual.

PARTS LIST

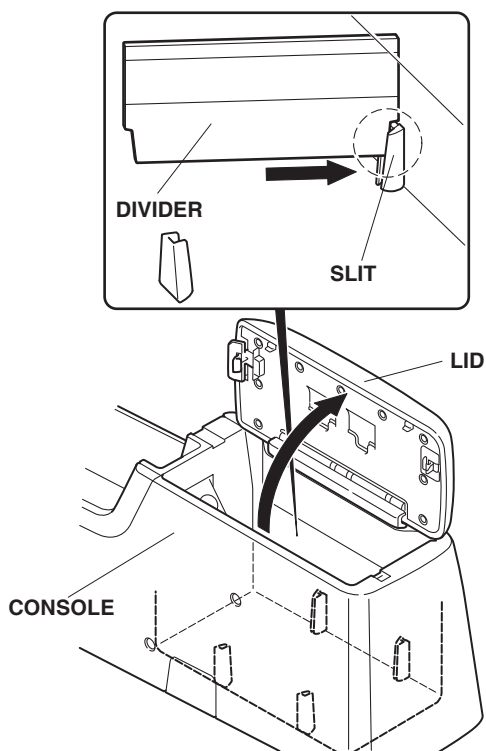
2 Dividers



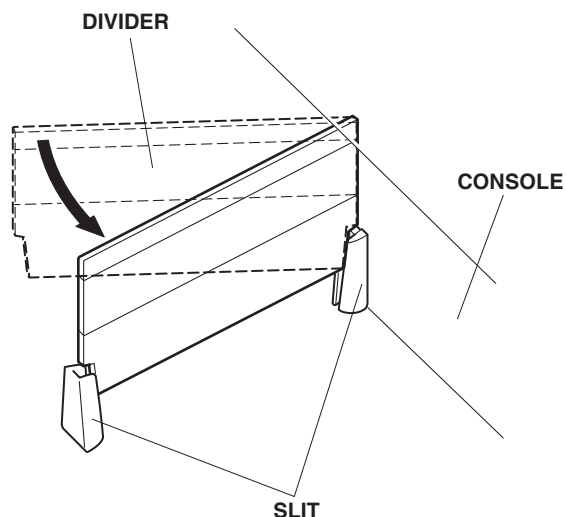
INSTALLATION

Installing the Divider

1. Open the lid of the console. Insert the divider aslant into the console and set one side of the divider in the slit of the console.



2. Turn the divider on the slit of the console and align the other end of the divider with another slit.



3. Check that the divider is set in both slits of the console and push the divider down to install it in the slits securely.

